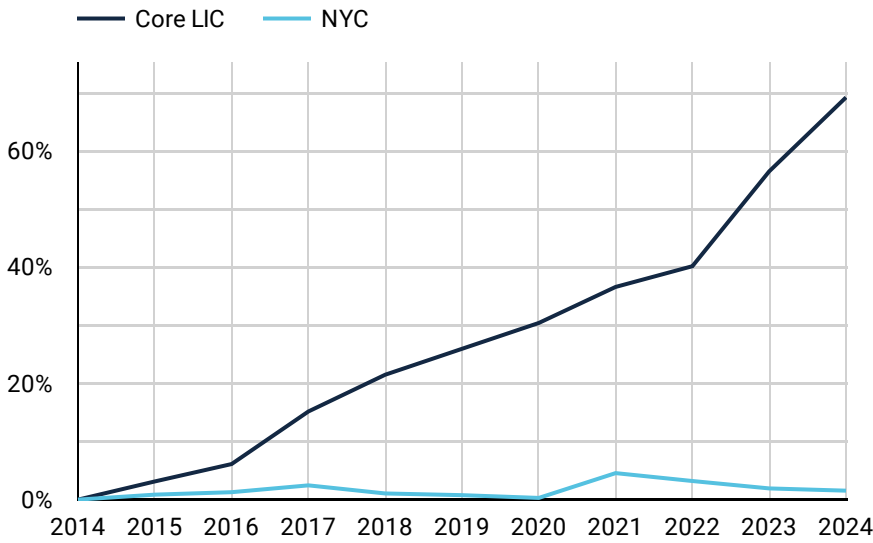


Rapidly Growing Neighborhood

Number of Residents

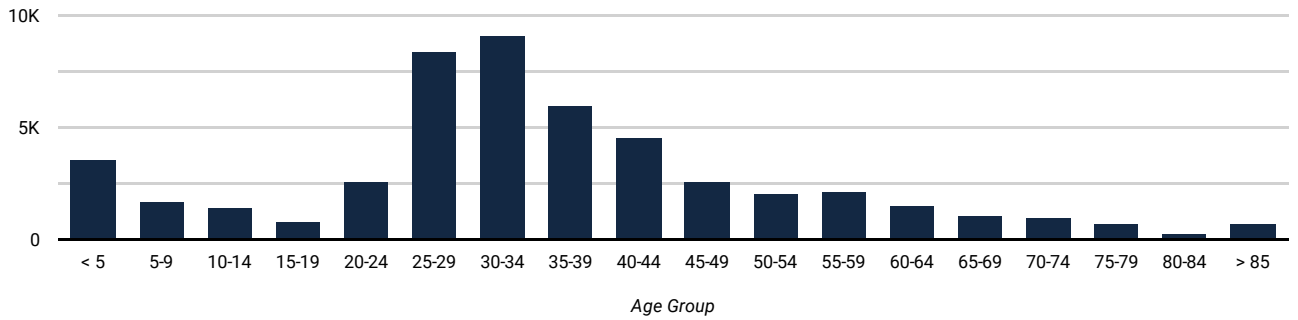
Year	Core LIC	% Change	Queens	% Change	NYC	% Change
2014	29,654	-	2,280,602	-	8,354,889	-
2024	50,167	69.17%	2,323,052	1.86%	8,483,844	1.54%

Population Growth



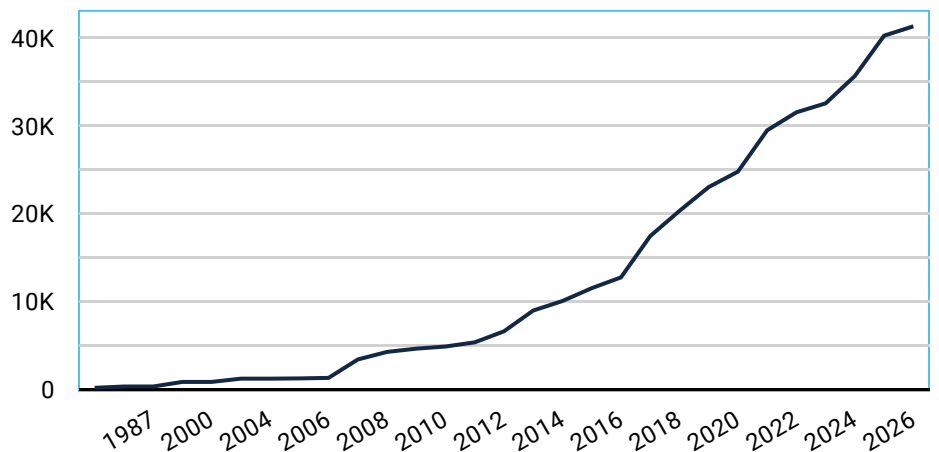
LIC's population skyrocketed by almost 70% between 2014 and 2024—growing 45x faster than NYC and 37x faster than Queens! This vibrant, fast-growing community is powered by a strong and diverse young professional population, with the largest group aged 25–39.

Population by Age (Core LIC, 2024)



Residential Units Completed (Cumulative)

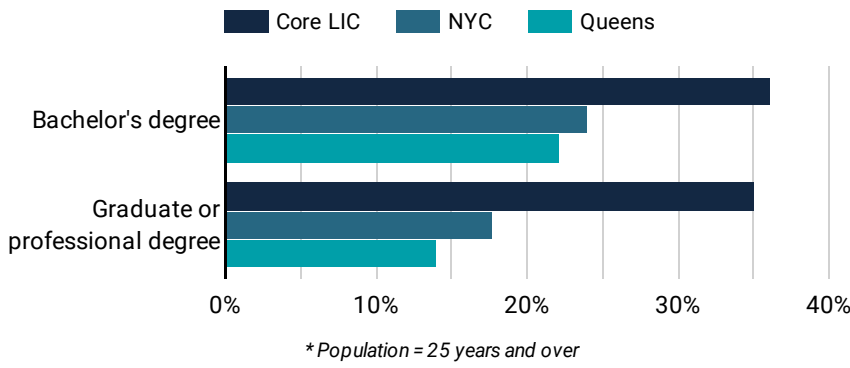
More than 41,000+ new residential units were built across the greater LIC area.



Sources: Long Island City Partnership Development Map Data; U.S. Census Bureau, American Community Survey 5-Year Estimates; U.S. Census Bureau, On the Map. Core LIC zip codes include: 11101 & 11109

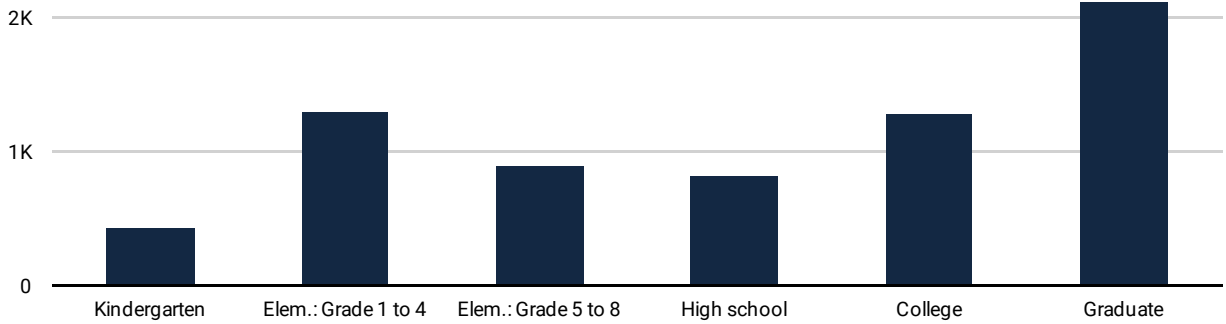
Top-tier Talent

% Population with Post-Secondary Degrees* (2024)



LIC is home to one of the city's most highly educated talent pools. Over two-thirds of residents hold a bachelor's or graduate degree—well above the NYC average. With a strong concentration of graduate students and professionals, LIC offers companies direct access to top-tier talent.

Student Population Living in LIC (2024)

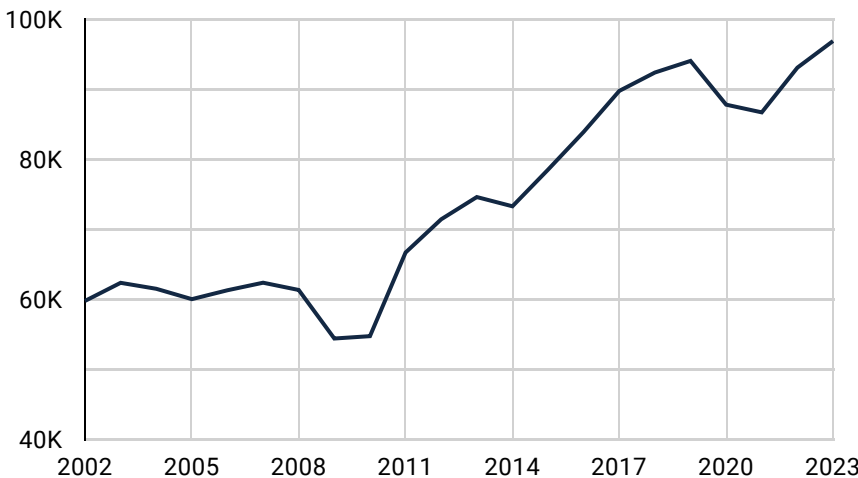


Jobs and Businesses

Number of Jobs

Year	Core LIC	% Change	NYC	% Change
2013	74,688	-	3,920,164	-
2023	96,968	29.83%	4,585,129	16.96%

Job Growth



The number of jobs in LIC grew by 30% between 2013 and 2023—expanding 1.8x faster than NYC—and has now exceeded pre-pandemic levels, highlighting the area's strong economic resilience.

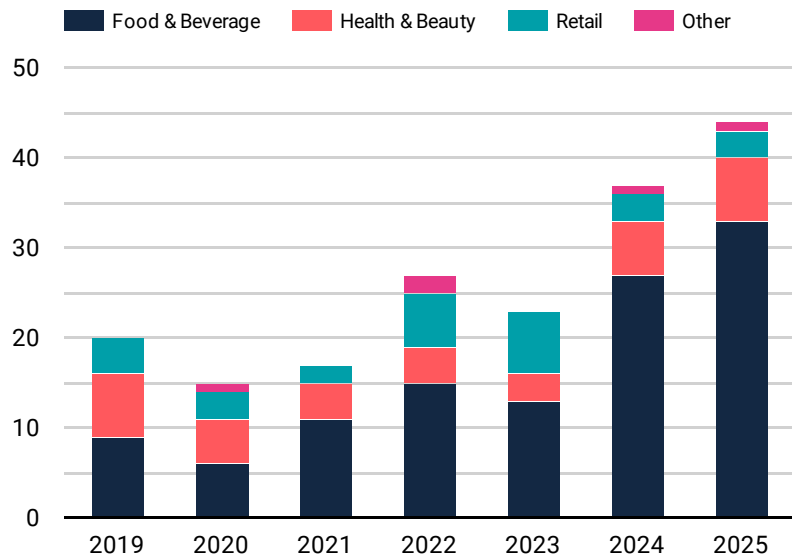
Sources: Long Island City Partnership Development Map Data; U.S. Census Bureau, American Community Survey 5-Year Estimates; U.S. Census Bureau, On the Map. Placer.ai, Live XYZ, Core LIC zip codes include: 11101 & 11109

LIC Business Improvement District

Business Improvement Districts are public-private partnerships that provide supplemental on-street services to commercial corridors. The LIC BID is the largest geographic BID in NYC and serves **25.75 linear miles** of streets and sidewalks. In the past 12 months, our team has...

<p>Spent</p> <p>28K</p> <p>Hours Cleaning</p>	<p>Filled</p> <p>30K</p> <p>Trash Bags</p>	<p>Cleaned</p> <p>21K</p> <p>Street Furniture</p>	<p>Removed</p> <p>3.8K</p> <p>Graffiti</p>	<p>Resolved</p> <p>197</p> <p>311 Cases</p>
--	---	--	---	--

New BID Businesses



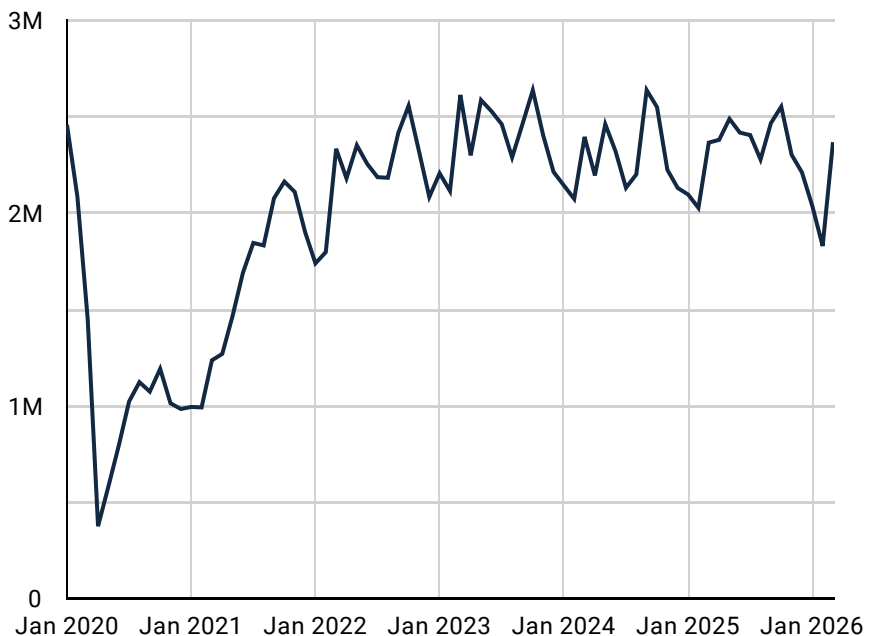
Year-to-date (as of April 2026), the LIC BID has welcomed **8 new businesses** to the district:

- 5 Food and Beverage**
- 2 Health and Beauty**
- 1 Retail**

Overall, they build on an upward trend in storefront openings in LIC.

Strong and sustained visits to the LIC BID highlight LIC's appeal as a vibrant and growing destination to shop, dine, play and explore.

Visits to LIC BID (Foot Traffic)



Sources: Long Island City Partnership Development Map Data; U.S. Census Bureau, American Community Survey 5-Year Estimates; U.S. Census Bureau, On the Map. Placer.ai, Live XYZ, Core LIC zip codes include: 11101 & 11109