

Retail Survey—Key Findings

Conducted May 2018

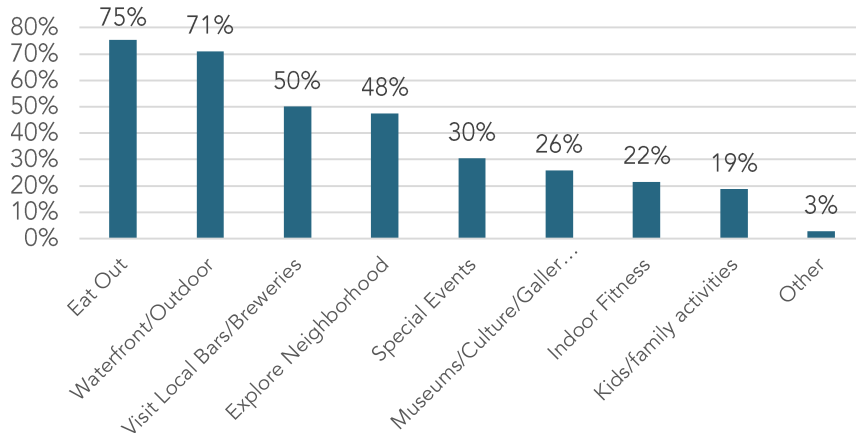
Survey Respondents Snapshot

Relation to LIC*	Count	Percent
Live	474	62.20%
Live/Work	111	14.57%
Work	101	13.25%
Visit/Study	76	9.97%
Total	762	

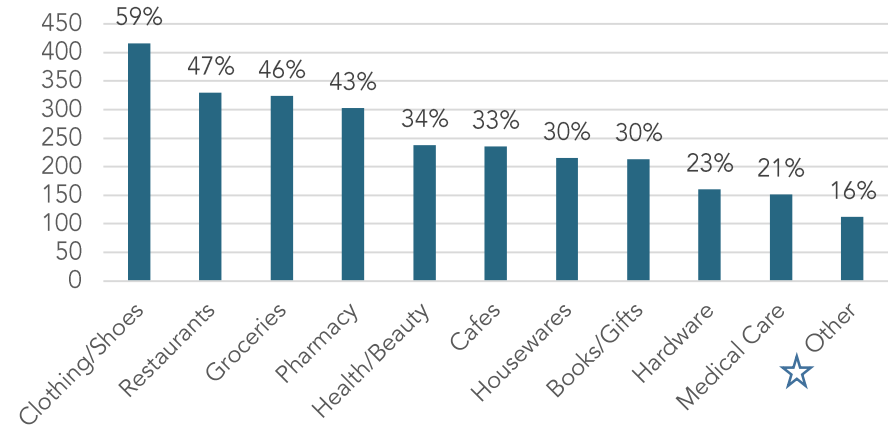
75% of Respondents who LIVE in LIC arrived in the last 5 years

62% of Respondents who WORK in LIC started working here in the last 5 years

What are your favorite things to do in LIC?

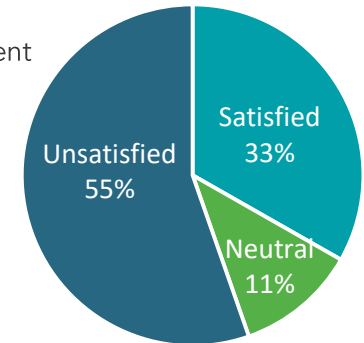


What are the top three shops needed in the LIC community?



★ 85 respondents (16%) called for large stores, predominately naming Trader Joe's and Whole Foods

What's your opinion of the current retail offerings in LIC?



Of the respondents who shop online (87%), Clothing/Shoes, Housewares, and Health/Beauty are the top 3 good purchased. A large number of respondents selected "other" and wrote in electronics and pet supplies

Retail Survey—Key Findings

Conducted May 2018



Name your top 3 local restaurant/retail/recreational activities.

